



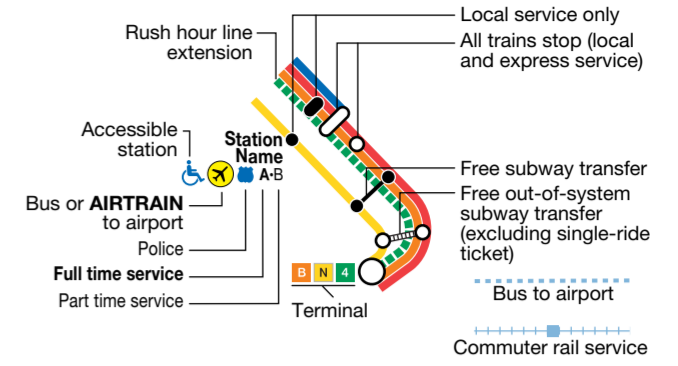
New York City Subway

with bus and railroad connections

Key

The subway operates 24 hours a day, but not all lines operate at all times. Call our Travel Information Center at 511 for more information in English or Spanish (24 hours) or ask an agent for help in all other languages (6AM to 10PM).


visit www.mta.info



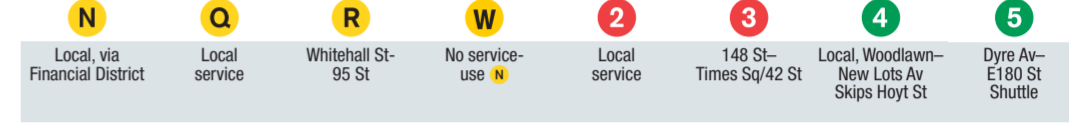
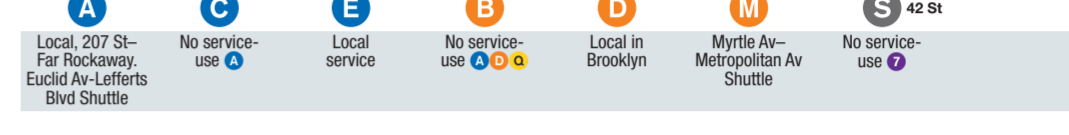
To show service more clearly, geography on this map has been modified.

This map depicts weekday service. On weekends and late nights, these routes change:

Weekends



Late nights (midnight to 6am, daily)



© 2016 Metropolitan Transportation Authority

November 2016

